



GETTING STARTED WITH PORTAL

V2021-01-11

ABSTRACT

This document will give you a quick start guide on how to use the Bureau Veritas certification portal. Inside, you'll find instructions on how to navigate the portal and how to enter applications for approval.

By: Daisuke MATSUKURA



Table of Contents

Introduction	2
Create your account.....	3
Example of the member sign up email response.....	6
Logging In	7
How to find your applications dashboard.....	9
Unsubmitted Applications	11
Submitted (In Review) Applications.....	12
How to start a new EnergyStar certification application	13
Before starting an application	13
Step-by-step process.....	14
Save your working application often	17
Filling in application details.....	17
Adding another model	24
Exhibit File Uploads.....	26
Rush Requests.....	29
Unsubmitted Applications	31
How to Edit unsubmitted applications	31
Certification preview button.....	33
Messaging	36
In Review Applications	39
Application review statuses	39
Review findings	40
Review complete.....	41
Granted Certifications.....	41
Completed Applications.....	43
View Certificate.....	43
View Details	44
Modify	44



Introduction

This tutorial walks you through the features and functions of the Portal, which is the replacement for the current systems on the QPX, CS Info and CS Upload at Bureau Veritas Consumer Product Services (BV). As you work through this tutorial, you will create your new user account, which will be used to submit new applications via the Portal.

This tutorial will walk you through starting the new Energy Star *Indoor and Indoor Outdoor Directional Luminaries* application.

You will learn how to start with this system, how to start new applications, review your application and check your certification.



Create your account

1. Go to <https://csportal.us.bureauveritas.com/>

Below is the top page once you access the above URL.

BUREAU-VERITAS
Consumer Product Services Customer Self-Service Website

HOME CERTIFICATION MY PORTAL CONTACT

REGULATORY COMPLIANCE TESTING FOR THE ELECTRICAL & ELECTRONICS INDUSTRY

Welcome to the Curtis-Straus Customer Portal

The Bureau-Veritas Consumer Product Services Customer Portal provides an easy and secure way to manage your certification applications and associated file uploads online.

Sign up or log in to the right to start entering your information to allow us to process your applications.

Login
Access your application: >

SignUp
Create an account >

Bureau-Veritas Consumer Product Services, a subsidiary of Bureau Veritas, was founded on the belief that testing laboratories must offer professionalism, accuracy, and reliability in a client friendly atmosphere. Our team strives to provide precise, consistent and impartial testing, expert design advice and expeditious, thorough reporting. Our products are drawn from such fields as medical devices, information technology equipment from PCs to home alarms, peripherals, and industrial control systems.


Bureau-Veritas Consumer Product Services as a certification body does not offer or provide consultancy (the designing, manufacturing, installing, maintaining or distributing of a certified product or product to be certified) to its clients.

The Bureau-Veritas Consumer Product Services Customer Portal features allow users to create, edit and track certification applications and their related information and documents.

2. Click the "SignUp" button.



3. Fill in the below form and click "Request Account".

**BUREAU-VERITAS**
Consumer Product Services Customer Self-Service Website

HOME CERTIFICATION ▼ MY PORTAL CONTACT

NEW MEMBER SIGN UP

Use the form below to request a new Bureau-Veritas Littleton Distribution Center online account. This account is your key to all of the Littleton Distribution Center's online applications that allow you to review up-to-date information about the state of your project.

After submission, Bureau-Veritas is notified of your request and an account representative will be in touch with you to go over next steps.

First Name

Last Name

Email address ⓘ

Password

Confirm Password

NOTE: Passwords must be minimum 8 characters

Company Name

Company Address

Work Phone #

**BUREAU-VERITAS
CONSUMER
PRODUCT
SERVICES** ⓘ
1 Distribution Center Circle
Suite #1
Littleton, MA 01460
Email.
certification@bureauveritas.com

[DIRECTIONS](#) ⓘ

v1.0.7517.28862



4. After clicking “Request Account”, it shows the “Success!” screen and a request is sent by email to the BV team. If you click the “OK” button on the “Success” screen, it will return you to the login page.

Note: For this verification process, it is not automatically approved by the system. Thus, it takes approximately 2-3 business days for your account to be approved by the BV team.

NEW MEMBER SIGN UP

Use the form below to request a new Bureau-Veritas Littleton Distribution Center online account. This account is your key to all of the Littleton Distribution Center's online applications that allow you to review up-to-date information about the state of your project.

After submission, Bureau-Veritas is notified of your request and an account representative will be in touch with you to go over next steps.

SUCCESS!

Thank you for your request. Confirmation of your request will be sent to your email.

NOTE: Your account WILL NOT be enabled until confirmation from a BV staff member is sent to you. Please allow up to 1 business day for account authorization.

OK

BUREAU-VERITAS CONSUMER PRODUCT SERVICES

1 Distribution Center Circle
Suite #1
Littleton, MA 01460

Email:
certification@bureauveritas.com

[DIRECTIONS](#) 

We love to hear feedback from our customers. Click the link below to be taken to our contact form to leave a message for us.



5. After submitting, you will receive an automatic reply indicating that the form has been successfully sent to BV for verification, similar to below.

Example of the member sign up email response

From: <certification@bureauveritas.com>

Date: Fri, Oct 2, 2020 at 11:47 AM

Subject: Bureau-Veritas CSPortal sign-up confirmation: "John Smith" @ 10/2/2020 11:46:54 AM

To: <john.smith@company.com>

Hello John,

Thank you for signing up for an online account to Bureau-Veritas Consumer Product Services.

This account is your key to all of the Littleton Distribution Center's online applications that allow you to review up-to-date information about the state of your project.

Bureau-Veritas is notified of your request and an account representative will be in touch with you to go over next steps. Please speak with your account representative for further information.

Below is the information we've received from you, please review to ensure all data is correct.

Full Name	John Smith
Email address (also user name)	john.smith@company.com
Company name	company.inc
Company address	10 abc st
Work phone	1234567891

Bureau Veritas Consumer Products Services, Inc.

Littleton Distribution Center

One [Distribution Center Circle, #100](#)

[Littleton, MA 01460 USA](#)

Voice 978-486-8880

Fax 978-486-8828

email: certification@bureauveritas.com

WWW.BUREAUVERITAS.COM

One Stop Laboratory for NEBS, EMC, Product Safety, and Telecom Testing.




Logging In

1. After your account is approved, enter the Portal using your new sign in credentials.
<https://csportal.us.bureauveritas.com/>
2. Click the “Login” button

The screenshot shows the Bureau-Veritas Customer Portal login page. The browser address bar displays "csportal.us.bureauveritas.com". The page has a dark red header with the Bureau-Veritas logo and navigation links: HOME, CERTIFICATION, MY PORTAL, and CONTACT. The main content area is titled "REGULATORY COMPLIANCE TESTING FOR THE ELECTRICAL & ELECTRONICS INDUSTRY". Below this, there is a "Welcome to the Curtis-Straus Customer Portal" section. On the left, a paragraph states: "The Bureau-Veritas Consumer Product Services Customer Portal provides an easy and secure way to manage your certification applications and associated file uploads online." Below this, it says: "Sign up or log in to the right to start entering your information to allow us to process your applications." In the center, there are two buttons: "Login" with the subtext "Access your application:" and "SignUp" with the subtext "Create an account". On the right, a text box describes Bureau-Veritas Consumer Product Services as a subsidiary of Bureau Veritas, founded on the belief that testing laboratories must offer professionalism, accuracy, and reliability. It lists various products and services, including medical devices, information technology equipment, home alarms, and industrial control systems. A disclaimer at the bottom of the text box states: "Bureau-Veritas Consumer Product Services as a certification body does not offer or provide consultancy (the designing, manufacturing, installing, maintaining or distributing of a certified product or product to be certified) to its clients." At the bottom of the page, a footer states: "The Bureau-Veritas Consumer Product Services Customer Portal features allow users to create, edit and track certification applications and their related information and documents."



3. Type your "Username" and "Password"

**BUREAU-VERITAS**
Consumer Product Services Customer Self-Service Website

HOME CERTIFICATION ▼ MY PORTAL CONTACT HELP

LOGIN

Username *


Password *

LOGIN

Forgot Username or Password?
Easily retrieve your account information or reset your password via email. Click here to get access.



Need Assistance?
Having trouble with your account? Get personal assistance from our staff at certification@bureauveritas.com

4. Once successfully logged in, you will arrive at the top page, My Portal:

**BUREAU-VERITAS**
Consumer Product Services Customer Self-Service Website

HOME CERTIFICATION ▼ MY PORTAL ▼ CONTACT HELP ▼



MY PORTAL
ENERGYSTAR CERTIFICATION CENTER

**BUREAU-VERITAS
CONSUMER
PRODUCT
SERVICES** 
1 Distribution Center Circle
Suite #1
Littleton, MA 01460
Email:
certification@bureauveritas.com
DIRECTIONS 

MY PORTAL

Welcome **John Smith**
Use the provided features below to manage your certifications and other information with Bureau Veritas Consumer Product Services.

Portal Items

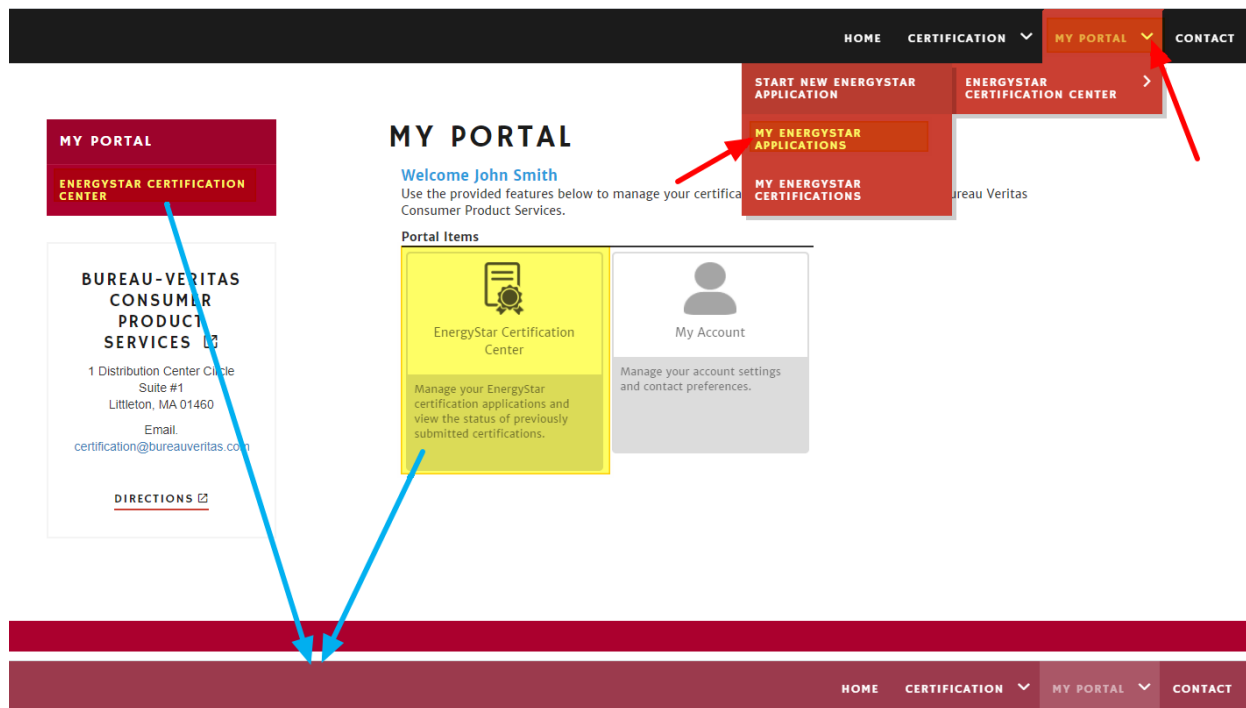
 EnergyStar Certification Center Manage your EnergyStar certification applications and view the status of previously submitted certifications.	 My Account Manage your account settings and contact preferences.
---	---

Congratulations! You have successfully logged into the Portal system.



How to find your applications dashboard

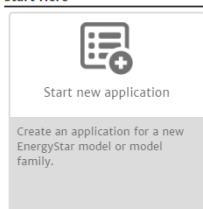
1. Click either;
 - a. The “My Portal” > “EnergyStar Certification Center” > “My EnergyStar Applications” menu item, or
 - b. Click either of the “EnergyStar Certification Center” buttons and then click the “My applications” button on the next page.



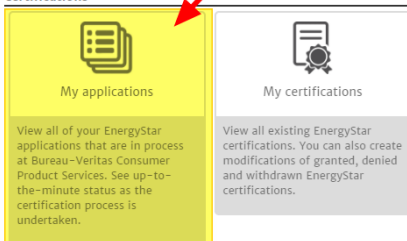
ENERGYSTAR CERTIFICATION CENTER

The location for your Bureau-Veritas Consumer Product Services EnergyStar certification activities. Here you can create and submit new EnergyStar certification applications, view and edit in-process applications as well as view all previously granted certifications.

Start Here



Certifications





2. Your applications dashboard will be empty the first time you log in.

[HOME](#) [CERTIFICATION](#) [MY PORTAL](#) [CONTACT](#)

MY PORTAL

ENERGYSTAR CERTIFICATION CENTER

- START NEW ENERGYSTAR APPLICATION

- MY ENERGYSTAR APPLICATIONS

- MY ENERGYSTAR CERTIFICATIONS

**BUREAU-VERITAS
CONSUMER
PRODUCT
SERVICES**

1 Distribution Center Circle
Suite #1
Littleton, MA 01460
Email:
certification@bureauveritas.com

DIRECTIONS

MY ENERGYSTAR APPLICATIONS

Start New Application

Applications Overview

Unsubmitted Applications **0**

Search

No applications found.

In Review Applications **0**

Search

No applications found.



Unsubmitted Applications

You have the ability to save work-in-progress applications to your dashboard. These will be applications that have not been submitted to Bureau Veritas for review and are open to full editing by you. This may be useful when you have some, but not all, of the information needed to submit a completed application and you wish to enter it but not submit it.

These applications also have the ability to preview a draft certificate, which will have as much information on it as you've filled in on the form. You can also delete any application from this area at your wish, and it won't affect any other applications whether unsubmitted or in review.

An unsubmitted application looks like the following:

MY ENERGYSSTAR APPLICATIONS

[+ Start New Application](#)

Applications Overview

The screenshot shows a web dashboard titled "MY ENERGYSSTAR APPLICATIONS". It has two main sections: "Unsubmitted Applications" and "In Review Applications". The "Unsubmitted Applications" section has a red header bar with the text "Unsubmitted Applications 1" and a search bar labeled "Search" with the placeholder "Model Number". Below this, a card displays the application ID "1234567890", the partner "The Home Depot", the model count "3", and the date "01/08/2021". At the bottom of the card are three buttons: "Preview", "Edit", and "Delete". The "In Review Applications" section has a red header bar with the text "In Review Applications 0" and a search bar labeled "Search" with the placeholder "Cert. Number". Below this, a message states "No applications found.".

Unsubmitted Applications 1 Search Model Number

1234567890

Partner:
The Home Depot

Model Count: 3 Date: 01/08/2021

Preview Edit Delete

In Review Applications 0 Search Cert. Number

No applications found.



Submitted (In Review) Applications

These are applications that have been submitted to Bureau Veritas and are under review by the certification team. Since they have been submitted, they are locked from editing unless a certification staff member has flagged an issue for you to edit. This is covered later in this manual.

The representation of a submitted application allows you to see at what step in the process the certification team is with your application. The various steps are covered later in this manual, but a newly submitted application looks like the following:

MY ENERGYSSTAR APPLICATIONS

[+ Start New Application](#)

Applications Overview

Unsubmitted Applications 0

Q Search

No applications found.

In Review Applications 1

Q Search

1234567890

The Home Depot

Model Count: 3

REVIEW STATUS

Administration	Evaluation	Decision
----------------	------------	----------

CS32169


Submitted by: john.smith@abc.com [on: 1/08/2021]

Preview Edit Messages



How to start a new EnergyStar certification application

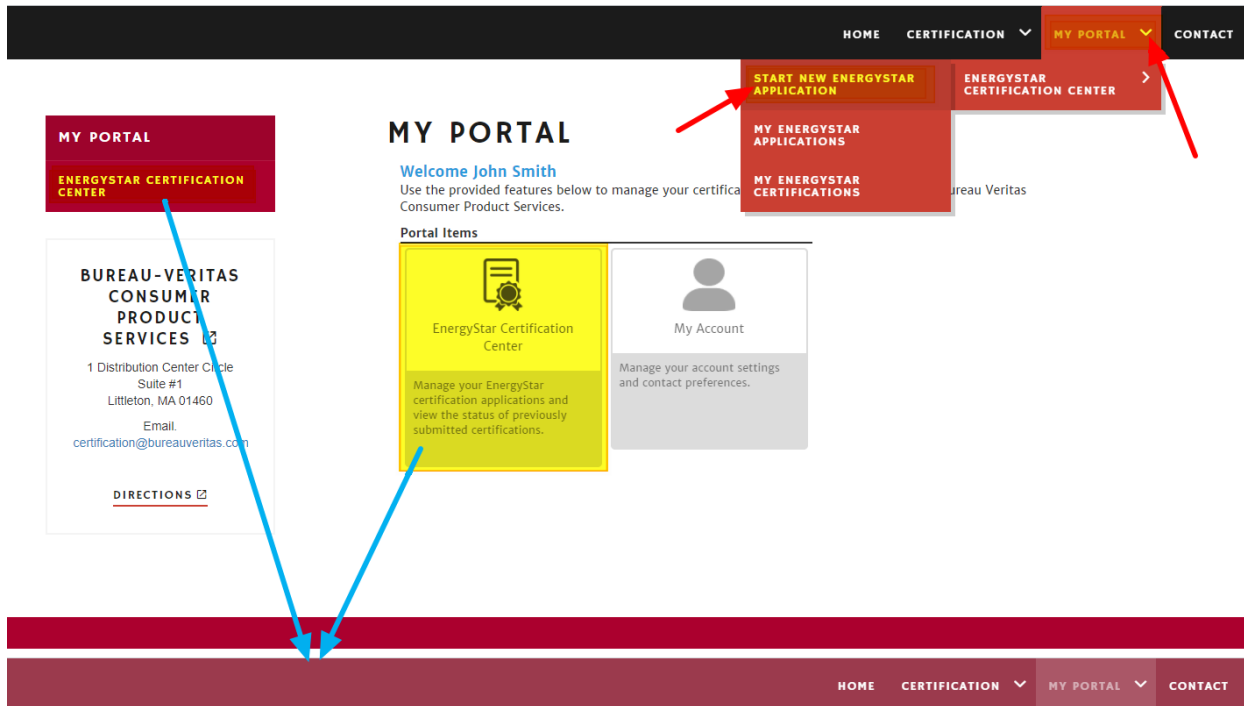
Before starting an application

When planning on being away from the application input screen, be sure to first click the  button to save your work.

If no actions are performed on a screen for over 30 minutes, the session will either be automatically terminated and any work in progress will be terminated or an error message may appear. Clicking the “Save” button will save your workload without the risk of error.

Step-by-step process

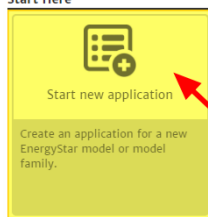
3. Click either;
 - a. The “My Portal” > “EnergyStar Certification Center” > “Start New EnergyStar Application” menu item, or
 - b. Click either of the “EnergyStar Certification Center” buttons and then click the “Start new application” button on the next page.





ENERGYSTAR CERTIFICATION CENTER

The location for your Bureau-Veritas Consumer Product Services EnergyStar certification activities. Here you can create and submit new EnergyStar certification applications, view and edit in-process applications as well as view all previously granted certifications.

Start Here



Certifications





4. Below is the “Start New EnergyStar Application” page.

START NEW ENERGYSTAR APPLICATION

Member Name
John Smith

Member Email
john.smith@abc.com

Energy Star Manufacturing Partner
Energy Star Manufacturing Partner

Available EnergyStar schemas
▼

CANCEL **NEXT**

MY PORTAL

ENERGYSTAR CERTIFICATION CENTER

- START NEW ENERGYSTAR APPLICATION
- MY ENERGYSTAR APPLICATIONS
- MY ENERGYSTAR CERTIFICATIONS

BUREAU-VERITAS CONSUMER PRODUCT SERVICES

1 Distribution Center Circle
Suite #1
Littleton, MA 01460

Email:
certification@bureauveritas.com

DIRECTIONS

5. The “Energy Star Manufacturing Partner” field is a lookup field, which means that you can start typing in either the name of the partner or their partner organization ID, and the top 100 items matching will be listed. Keep typing until you find the partner you want.

Energy Star Manufacturing Partner

Home

AUPU Home Style Corporation Limited [OID: 1040217]

- BISSELL Homecare Inc. [OID: 1142048]
- BSH Home Appliances Corporation [OID: 31649]
- Electrolux Home Products [OID: 1021080]
- FKA Distributing Co., LLC DBA HoMedics, LLC [OID: 1102514]
- Greenway Home Products Inc. [OID: 1004898]
- HD Supply Home Improvement Solutions [OID: 1127389]
- HealthWay Home Products, Inc. [OID: 1084309]
- HiveHome [OID: 1140335]
- Home Easy Ltd. [OID: 11458561]



6. Select from the “Available Energy Star Schemas” in the dropdown list.

Available EnergyStar schemas

A screenshot of a web application showing a dropdown menu titled "Available EnergyStar schemas". The menu is open, displaying a list of schemas. The option "Indoor and Indoor/Outdoor Directional Luminaires v2.2" is highlighted in yellow. The other options are: "Directional Lamps v2.1", "Displays v8.0", "Imaging Equipment v3.0", "Indoor and Indoor/Outdoor Non-Directional Luminaires v2.2", "Outdoor Directional Luminaires v2.2", "Refrigerators and Freezers v5.0", and "Televisions v8.0".

- Directional Lamps v2.1
- Displays v8.0
- Imaging Equipment v3.0
- Indoor and Indoor/Outdoor Directional Luminaires v2.2
- Indoor and Indoor/Outdoor Non-Directional Luminaires v2.2
- Outdoor Directional Luminaires v2.2
- Refrigerators and Freezers v5.0
- Televisions v8.0

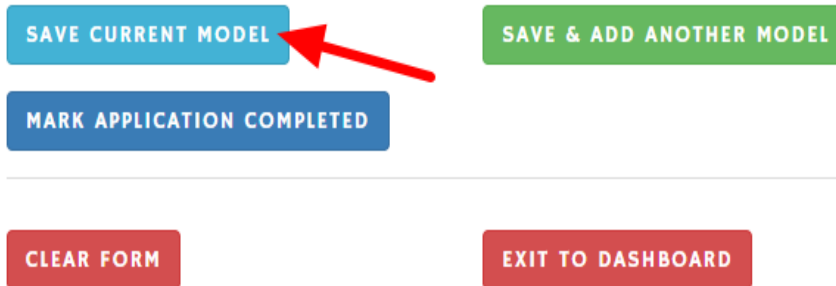
7. Click the  button

Save your working application often

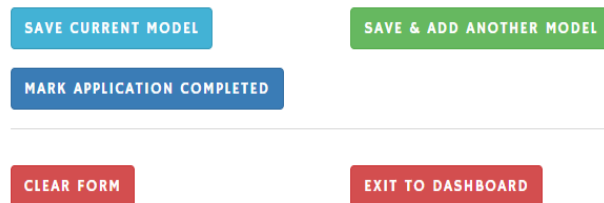
Your current working models will not save until you click

SAVE CURRENT MODEL

If a new application is left open and no actions are performed for over 30 minutes, the session will be automatically terminated and any unsaved data will be erased. Please go to the bottom of the "EDIT APPLICATION DETAILS" page and click on "SAVE CURRENT MODEL" often. This will save your current working submission without the risk of loss.



You can be sure that your model has been saved when you see the "Model has been saved." confirmation message at the bottom of the screen:



Filling in application details

On the next pages are the contents of the full application details page:

ENERGY STAR Manufacturing Partner
The Home Depot [31912]

ENERGY STAR Schema
Indoor and Indoor/Outdoor Directional Luminaires v2.2

Continued on the next page...



- ❖ Comment is marked as **red color with bold font**
- ❖ Example answer is highlighted as **yellow** color
- ❖ Additional notes are highlighted as **gray** color

- Partner Contact Name for This Model - **John Smith**
- Model Name - **LED recessed lighting kit**
- Model Number - **1234567890**
- Retail Number - **9876543210** – This is a new field and it does not reflect on the certification PDF file. It will be added to the QPL under “Additional Notes”.
- Brand Name - **Commercial Electric**
- Tested Model Name - **LED recessed lighting kit**
- Tested Model Number - **AP-US-LPAGG1-C7A12W950-CSFCW22-01**
- Is the Partner Listed the Original Equipment Manufacturer (OEM)?
Select from Yes or No - No
- If the Partner is not the Original Equipment Manufacturer, Who Is? –
Samlam Electric Co., LTD
- Currently Available on Market? – **Select from Yes or No - Yes**
- Date Available on Market – **9/20/2020**
- Final Report # - **0000000001** – This is a new field and appears as “Report Number” on the certification PDF.
- Final Report Issue Date - **10/1/2020** – This is a new field and appears as “Issue Date” on the certification PDF.
- Date Tested - **08/27/2020**
- Laboratory's EPA-issued Organization ID – **1141964**
Laboratory's EPA-issued Organization ID
 - ☐ AE SRL [OID: 1135328]
 - ☐ Air Movement and Control Association International, Inc. (AMCA) Laboratory [OID: 1034609]
 - ☐ Akzo Nobel Coatings Inc. Laboratory [OID: 1122435]
 - ☐ Applied Research Laboratories of South Florida, LLC Laboratory [OID: 1120034]
 - ☐ Architectural Testing Inc. Fresno Lab [OID: 1105299]
 - ☐ Arris Group, Inc. Laboratory [OID: 1106324]
 - ☐ Asustek Computer Inc. [OID: 1123172]
 - ☐ Atlas Weathering Services Group [OID: 1109540]
 - ☐ Audix Technology (Shanghai) Co., Ltd. [OID: 1114278]
 - ☐ Audix Technology (Shenzhen) Co., Ltd. [OID: 1106183]
 - ☐ Audix Technology (Shenzhen) Co., Ltd. (Location 2) [OID: 1107878]
 - ☐ Audix Technology Corporation [OID: 1105316]
 - ☐ Aurora International Testing Laboratory: Shanghai [OID: 1105317]
 - ☐ Australian National Testing Laboratories [OID: 1126226]
 - ☐ Bay Area Compliance Laboratories Corp. (Dongguan) [OID: 1109266]
 - ☐ Bay Area Compliance Laboratories Corp. (Kunshan) [OID: 1139206]
 - ☐ Bay Area Compliance Laboratories Corp. (Shenzhen) [OID: 1105318]
 - ☐ Bay Area Compliance Laboratories Corp. (Shenzhen) [OID: 1112281]

- Laboratory Contact for this Model - **Tom Smith** – Also you can add additional names by clicking **ADD FIELD**

Continued on the next page...

How to start a new EnergyStar certification application



1/11/2020

Laboratory Contact for this Model

Tom Smith

Hanna Smith

DELETE

ADD FIELD

- In What Markets Is this Model Sold? – Select from below checkbox (multiple choice)
 - ☐ Australia
 - ☐ New Zealand
 - ☒ Canada
 - ☐ Europe
 - ☐ Japan
 - ☐ Switzerland
 - ☐ Taiwan
 - ☒ United States
- Notes - Blank
- Product Type – Select from Indoor Non-Directional Luminaire, Indoor/Outdoor Non-Directional Luminaire or SSL Surface Mount Retrofit - Directional Luminaire
- Indoor/Outdoor – Select from Outdoor Luminaire – Indoor Directional Luminaire
- Qualification Status – Select from Conditional Qualification, Full Qualification – Full Qualification (6000hrs testing)
- Date Fully Qualified – Blank - It takes 6000 hrs to be fully tested so the answer is “blank” if full testing has not occurred at the time of the form being filled out.

Continued on the next page...



- Tested Voltage(V) – Select from below (multiple choice):
 - ☐ 12 AC
 - ☐ 12 DC
 - ☐ 24 AC
 - ☐ 24 DC
 - ☒ 120
 - ☐ 240
 - ☐ 277
- Reported Voltage (V) – Select from below (multiple choice):
 - ☒ 120
 - ☐ 208
 - ☐ 240
 - ☐ 277
- Lighting Technology - Select from LED or Fluorescent – **LED**
- Directional Luminaire Type - Select from below (multiple choice):

<input type="checkbox"/> Accent Light Line-voltage	<input type="checkbox"/> Downlight Solid State Retrofit
<input type="checkbox"/> Accent Light Ceiling Fan Light Kit	<input type="checkbox"/> Under Cabinet
<input checked="" type="checkbox"/> Downlight Recessed	<input type="checkbox"/> Inseparable SSL - Other
<input type="checkbox"/> Downlight Pendant	<input type="checkbox"/> Cove Mount
<input type="checkbox"/> Downlight Surface Mount	<input type="checkbox"/> Outdoor Security
- Inseparable SSL Luminaire Type - **Blank**
- Inseparable SSL Luminaire Description - **Blank**
- Source Type – Select from Compact Fluorescent, Circline or LED Light Engine - **Inseparable LED Source (modules, arrays, packages)**
- Light Source Model Number - **BXEN-27E-11M-39A**
- Light Source Manufacturer – **ABC123 Inc**
- Light Source has Integrated Driver – Select from Yes, No or N/A - **Yes**
- ANSI Standard Lamp Shape - Select from the below list:

Continued on the next page...

- ANSI Standard Base Type Other - Blank
- External Ballast/Driver Manufacturer - Blank
- External Ballast/Driver Model Number - Blank
- Number of Light Sources per Ballast/Driver - 1
- Number of Light Sources per Luminaire - 1
- Number of Ballasts/Drivers per Luminaire - 1
- Claimed Incandescent Equivalency (W) - Blank
- Measured Input Power (W) - 11.39
- Default Setting Input Power (W) - 11.39
- Most Consumptive Setting Input Power (W) - 11.39
- Reported Input Power (W) - 12
- Luminous Efficacy (lm/W) - 75.4
- Measured Source Light Output (lm) - 858
- Default Setting Source Output (lm) - 858

GETTING STARTED WITH PORTAL | Page 21 of 44



- Reported Source Light Output (lm) - 800
- Lumen Output of Individual Light Source (lm) - 858
- Wattage of Individual Light Source (W) – 11.39
- Luminaire Zonal Lumen Density – 0.78
- Light Source Life (hours) - 50000
- Lumen Maintenance Fluorescent - Blank
- Lumen Maintenance SSL Option 1: L70 Based on LM-80 and TM-21 - 60000
- Lumen Maintenance SSL Option 2: L70 Based on LM-84 and TM-28 - Blank
- Color Rendering Index (CRI) - 97
- Color Rendering Index (CRI) at Default Setting – 97
- Color Rendering Index (CRI) at Most Consumptive Setting - 97
- R9 Rendering Score - 92
- Nominal Correlated Color Temperature (CCT) - Select from below (multiple choice):
 - ☒ 2700K
 - ☒ 3000K
 - ☒ 3500K
 - ☒ 4000/4100K
 - ☒ 5000K
 - ☐ Other
- Correlated Color Temperature (CCT) - 4851
- Correlated Color Temperature (CCT) at Default Setting - 4851
- Correlated Color Temperature (CCT) at Most Consumptive Setting - 4851
- Color Maintenance Requirements: Change in Chromaticity – 0.003
- Color Angular Uniformity – 0.002
- Mercury Content (mg) - Blank
- Source Start Time (milliseconds) - 245
- Source Run-up Time (seconds) - Blank
- Power Factor – 0.97
- Standby Power – Select from Yes or No – Yes –
- Standby Power Consumption (W) – 0.2
- Operating Frequency (Hz) - 1000
- Flicker: NEMA 77 Short Term Flicker Indicator (Pst) – 4.31
- Flicker: NEMA 77 Stroboscopic Visibility Measure (SVM) – 1.91
- Maximum Recommended Ballast/Driver Case Temperature (°C) - 90
- Maximum Measured Ballast/Driver Case Temperature (°C) – 57.4
- Additional Allowable Light Source Manufacturer - Blank
- Additional Allowable Light Source Model Number - Blank
- Additional Allowable Ballast or Driver Supply Manufacturer – Blank
- Additional Allowable Ballast or Driver Supply Model Number - Blank
- Subcomponent Data Source – Select from CSD, Test Report or Combination - Test Report


Continued on the next page...

- 
- Get your 30-day free trial from our webinars. Click the link below to be taken to our contact form to learn a message for us.
- GET A TRIAL
- Home | My Page | Download Publications | My Download Options | My Account Page
- SOCIAL PAGES**
- [f](#) [t](#) [+](#) [v](#)
- BUSINESS VERTICAL CONSUMER PRODUCTIVITY, INC.**
- 10000 W. CENTRAL EXPRESSWAY
SUITE 200
MILWAUKEE, WI 53224
- [Email: webmaster@businessvertical.com](#)
- PHONE 414**
233-0400
- MEMBERS AREA**
[CLICK HERE](#)



Adding another model

Once you finish entering the first model, you can add additional models by clicking the “Save & Add Another Model” button at the bottom of the page:



After clicking the “Save & Add Another Model” button, the screen will scroll back to the top with two confirmation messages that your data has been successfully saved. All data from the previous model is left in the fields so that you only have to update the fields that change for the new model.

EDIT APPLICATION DETAILS

Below you will find the application questionnaire for the selected EPA schema. In the menu at the top of the page you will find the schema you've selected and the list of models already entered. At the bottom of the page there is a file section to allow for supporting evidence upload.

Please be sure to double-check your answers before submitting to prevent any delays in getting your certification approved.

Previous model has been saved. Please edit details for the new model below. X

ENERGY STAR Manufacturing Partner
The Home Depot [31912]

ENERGY STAR Schema
Indoor and Indoor/Outdoor Directional Luminaires v2.2

Partner Contact Name for This Model

Model Name

Model Number

Retail Number

Previous model has been saved. Please edit details for the new model. X

MY PORTAL

- ENERGYSTAR CERTIFICATION CENTER
 - START NEW ENERGYSTAR APPLICATION
 - MY ENERGYSTAR APPLICATIONS
 - EDIT APPLICATION DETAILS
 - MY ENERGYSTAR CERTIFICATIONS

**BUREAU-VERITAS
CONSUMER PRODUCT
SERVICES**
1 Distribution Center Circle
Suite #1
Littleton, MA 01460
Email. certification@bureauveritas.com
[DIRECTIONS](#)

If you accidentally clicked the “Save & Add Another Model” button, don’t worry, the new model’s data has not been saved yet. To undo, simply click on a previously saved model using the model menu below.

If your application has multiple models, you can view them via the model menu at top right of the screen:



Then you can click on them to switch between different models:



You can remove models by clicking the “X” button next to the brand name in the menu above. Please note that the first model (the “representative model”) cannot be removed, only changed.

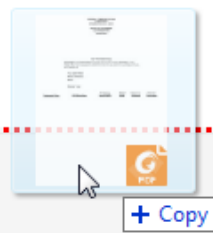
Exhibit File Uploads

1. Add supporting exhibits using the “File Upload” section at the bottom of the page. To do this, simply drag and drop one or more files on to the drop area.

FILE UPLOAD

ADD FILES

Drop the files you want to add here.



2. The files will show in the upload queue and will need exhibit types assigned to each file before they can upload.

FILE UPLOAD

ADD FILES

Drop the files you want to add here.

UPLOAD QUEUE

NAME	TYPE	PROGRESS	STATUS	ACTIONS
EPA DATA FILE Directional Lamps V2.xls	Other			UPLOAD REMOVE
C1062-Full Certificate Rev 5.pdf	<div> <div></div> <div> Application Form Attestation Certification Agreement Data File Label Other Packaging Test Report </div> </div>			UPLOAD REMOVE

Upload progress:

UPLOAD ALL
 REMOVE ALL



3. You can either upload files individually with the “Upload” button on each row, or you can upload all your files at once with the “Upload All” button at the bottom.



4. Once all your files are uploaded, they will show as files attached. If you uploaded a file that you later don't want attached to the application, simply click the "Remove" button for the file you want removed:

FILE UPLOAD

FILES ATTACHED TO THIS APPLICATION

FILE	FILE TYPE	UPLOAD DATE	ACTION
EPA DATA FILE Directional Lamps V2.xls	Other	Jan 8, 2021 7:56:32 AM	 REMOVE
C1062-Full Certificate Rev 5.pdf	Test Report	Jan 8, 2021 7:56:32 AM	 REMOVE

ADD FILES

Drop the files you want to add here.

Once the form is complete, click

MARK APPLICATION COMPLETED

and the "Confirm Application Details" page will appear.



5. Select  **Attestment**



CONFIRM APPLICATION DETAILS

Partner Name

The Home Depot [31912]

EPA Schema

Indoor and Indoor/Outdoor Directional Luminaires v2.2

Brand Names

Commercial Electric

Model Numbers

1234567890

Currently Available On Market?

Yes

☒ **Attestment**

Based on the evidence presented in the above test report(s), Curtis-Straus LLC, acting as Certification Body for the ENERGY STAR program, confirms that the product as described is compliant with all applicable requirements as specified within the EPA product specific standard when made in accordance with the Description and under the conditions set forth in the Certification Listing Agreement and Test Report(s) listed above. This certification confers upon the certificate holder permission to use the ENERGY STAR logo on the model(s) listed above.

☐ **Rush**

Click here to mark this application as a priority "rush". Additional fees will apply.

SUBMIT

CANCEL

6. Click **SUBMIT**



Rush Requests

If the application requires expedited completion, check the ☐ Rush box.

CONFIRM APPLICATION DETAILS

Partner Name

The Home Depot [31912]

EPA Schema

Indoor and Indoor/Outdoor Directional Luminaires v2.2

Brand Names

Commercial Electric

Model Numbers

1234567890

Currently Available On Market?

Yes



Attestment

Based on the evidence presented in the above test report(s), Curtis-Straus LLC, acting as Certification Body for the ENERGY STAR program, confirms that the product as described is compliant with all applicable requirements as specified within the EPA product specific standard when made in accordance with the Description and under the conditions set forth in the Certification Listing Agreement and Test Report(s) listed above This certification confers upon the certificate holder permission to use the ENERGY STAR logo on the model(s) listed above.

☐ Rush

Click here to mark this application as a priority "rush". Additional fees will apply.

SUBMIT

CANCEL

Example of the confirmation page showing all models submitted:

CONFIRM APPLICATION DETAILS

Partner Name

RAB Lighting, Inc. [1100782]

EPA Schema

Directional Lamps v2.1

Brand Names

RAB

RAB

RAB

Model Numbers

R10065(MR16-5.5-827-35D-DIM)

R10066(MR16-5.5-830-35D-DIM)

R10067(MR16-5.5-850-35D-DIM)

Currently Available On Market?

Yes



Attestment

Based on the evidence presented in the above test report(s), Curtis-Straus LLC, acting as Certification Body for the ENERGY STAR program, confirms that the product as described is compliant with all applicable requirements as specified within the EPA product specific standard when made in accordance with the Description and under the conditions set forth in the Certification Listing Agreement and Test Report(s) listed above This certification confers upon the certificate holder permission to use the ENERGY STAR logo on the model(s) listed above.

☒ Rush

Click here to mark this application as a priority "rush". Additional fees will apply.

SUBMIT

CANCEL



7. After you have confirmed your submission, the application will move from the unsubmitted to the "In Review" section on your applications dashboard.

MY ENERGYSTAR APPLICATIONS

[+ Start New Application](#)

Applications Overview

Unsubmitted Applications 0 **Search**

No applications found.

In Review Applications 1 **Search**

1234567890 **The Home Depot**

Model Count: 3

REVIEW STATUS		
Administration	Evaluation	Decision
CS32169		


Submitted by: john.smith@abc.com [on: 1/08/2021]

[Preview](#) [Edit](#) [Messages](#)

8. The application submission process is complete.

Unsubmitted Applications

How to Edit unsubmitted applications


1. On your applications dashboard, select application you want to continue to work with by clicking the  **Edit** button:

MY ENERGYSSTAR APPLICATIONS

 **Start New Application**

Applications Overview



Unsubmitted Applications 1

 Search

1234567890

Partner:
The Home Depot

Model Count: 3 Date: 01/08/2021

 Edit  Delete


In Review Applications 0

 Search

No applications found.



- This will navigate you to the form edit screen:

**BUREAU-VERITAS**
Consumer Product Services Customer Self-Service Website

HOME CERTIFICATION ▼ MY PORTAL ▼ CONTACT HELP ▼

MANUFACTURING PARTNER
The Home Depot [31912]

MODEL NUMBER
1234567890

BRAND NAME
Commercial Electric

ENERGY STAR Manufacturing Partner
The Home Depot [31912]

ENERGY STAR Schema
Indoor and Indoor/Outdoor Non-Directional Luminaires v2.2

Partner Contact Name for This Model

John Smith

Type of Transaction

Initial Certification ▼

Model Name

LED recessed lighting kit

Model Number

1234567890

Retail Number

9876543210

Brand Name

Commercial Electric

Tested Model Name

LED recessed lighting kit

Tested Model Number

AP-US-LPAGG1-C7A12W950-CSFCW22-01

Is the Partner Listed the Original Equipment Manufacturer (OEM)?

No ▼

MY PORTAL

ENERGYSTAR CERTIFICATION CENTER

- START NEW ENERGYSTAR APPLICATION
- MY ENERGYSTAR APPLICATIONS
- EDIT APPLICATION DETAILS
- MY ENERGYSTAR CERTIFICATIONS

**BUREAU-VERITAS
CONSUMER
PRODUCT
SERVICES** 

1 Distribution Center Circle
Suite #1
Littleton, MA 01460


Email:
certification@bureauveritas.com

[DIRECTIONS](#) 

- Be sure to click the  button before exiting this screen.



Certification preview button

1. On your application dashboard, you can click the  Preview button to get a draft certification in PDF format.

MY ENERGYSSTAR APPLICATIONS

[+ Start New Application](#)

Applications Overview




Unsubmitted Applications 1

Q Search

1234567890

Partner:
The Home Depot

Model Count: 3 Date: 01/08/2021

 Preview  Edit  Delete

In Review Applications 0

Q Search

No applications found.



- Once downloaded and saved, you can review your draft application.




ENERGY STAR® CERTIFICATE OF COMPLIANCE

Certificate No. :
 Issued to : The Home Depot
 : Atlanta, Georgia, United States
 Organization ID : 31912
 Product Standard : Indoor and Indoor/Outdoor Directional Luminaires v2.2
 Test Report(s) : Laboratory
 : Bureau Veritas Consumer Products Services
 : (Guangzhou) Co., LTD Science City

Report No.
 00000001
Issue Date
 01/04/2021

Based on the evidence presented in the below test report(s), Bureau Veritas Consumer Products Inc., acting as Certification Body for the ENERGY STAR program, confirms that the product as described is compliant with all applicable requirements as specified within the EPA product specific standard when made in accordance with the Description and under the conditions set forth in the Certification Listing Agreement and Test Report(s) listed above. This certification confers upon the certificate holder permission to use the ENERGY STAR logo on the model(s) listed above.

Certificate issued by: : Bureau Veritas Consumer Products, Inc.
 : 1 Distribution Center Circle, #1
 : Littleton, MA 01460, USA
 : Tel. + 1 (978) 486 8880
 : Fax + 1 (978) 486 8828
 : Email EEV@bureauveritas.com

CB OID number : 1105800
 Date of issue :
 Signature :
 Name :

Bureau Veritas Consumer Products Inc. is an EPA recognized Certification Body (CB) for the ENERGY STAR program. The program follows System 2 as defined in ISO/IEC Guide 17067.

Product:	<u>Brand Name(s)</u>	<u>Model Name(s)</u>	<u>Model Number(s)</u>
(1) Commercial Electric	(1) LED recessed lighting kit	(1) 1234567890	
(2) Commercial Electric	(2) LED recessed lighting kit	(2) 12345678901	
(3) Commercial Electric	(3) LED recessed lighting kit	(3) 123456789011	

This Document is the Property of Bureau Veritas Consumer Products, Inc. and is not transferable. Bureau Veritas Consumer Products Inc.'s responsibility and liability are limited to the terms and conditions of the agreement. Bureau Veritas Consumer Products Inc. assumes no liability to any party, other than to the Client in accordance with the agreement, for any loss, expense or damage occasioned by the use of this report. This document may only be copy or distributed in its entirety. This document is not valid until signed and dated.

C1062 10/16/20 Rev 5 Page 1 of 1
 Bureau Veritas Consumer Products Inc., 1 Distribution Center Circle, #1, Littleton, MA 01460, USA
 Tel: (978) 486-8880, Fax: (978) 486-8828, Email: EEV@bureauveritas.com




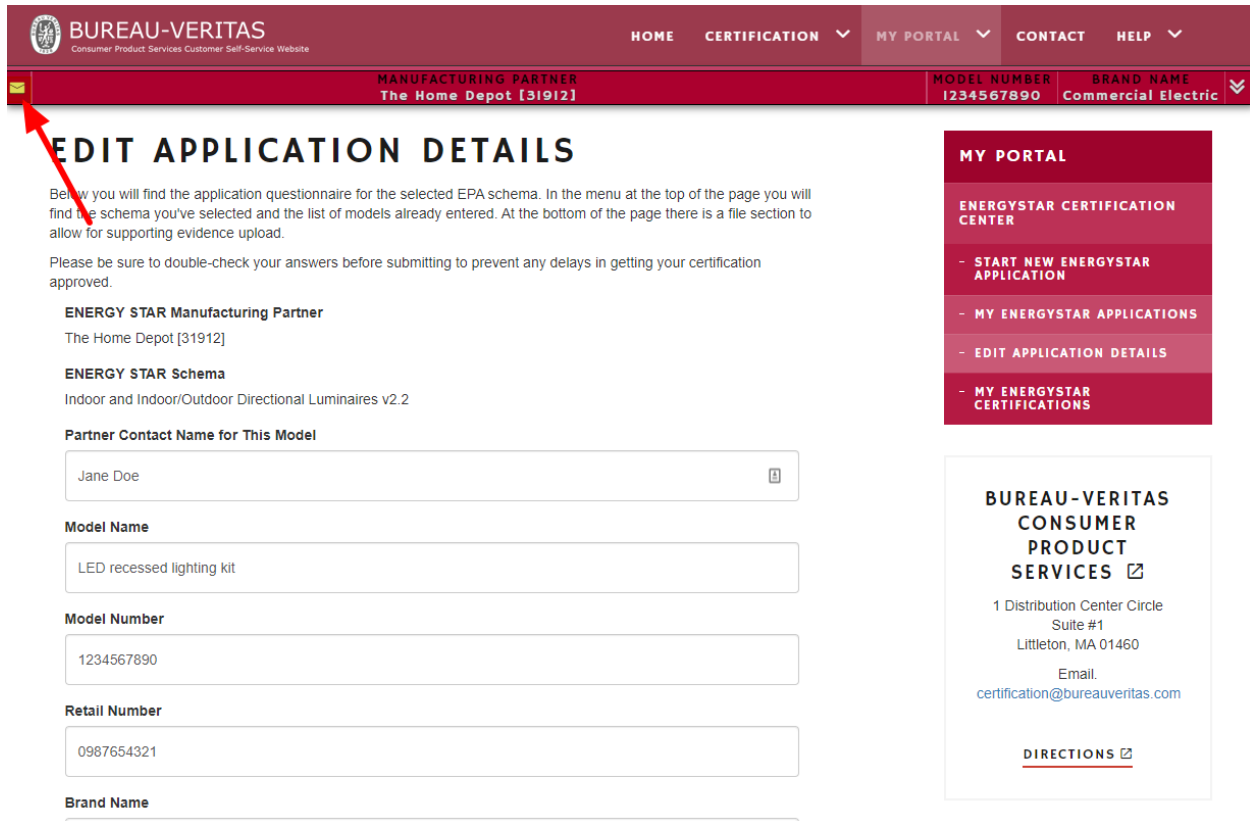
3. When you submit your application to Bureau Veritas, you will receive a certification number which will be attached to your application and will show up in your draft certification.
4. When the certification team has completed their review of your application and grants your certification, the date of issue, certifier name, and certifier signature fields will be filled.



Messaging

There is a simple messaging system included within the portal. All messages are linked to the application the message is sent from.

1. Click on the  button near the top left of the page.



BUREAU-VERITAS
Consumer Product Services Customer Self-Service Website

HOME CERTIFICATION MY PORTAL CONTACT HELP

MANUFACTURING PARTNER
The Home Depot [31912]

MODEL NUMBER
1234567890

BRAND NAME
Commercial Electric

EDIT APPLICATION DETAILS

Below you will find the application questionnaire for the selected EPA schema. In the menu at the top of the page you will find the schema you've selected and the list of models already entered. At the bottom of the page there is a file section to allow for supporting evidence upload.

Please be sure to double-check your answers before submitting to prevent any delays in getting your certification approved.

ENERGY STAR Manufacturing Partner
The Home Depot [31912]

ENERGY STAR Schema
Indoor and Indoor/Outdoor Directional Luminaires v2.2

Partner Contact Name for This Model

Jane Doe

Model Name

LED recessed lighting kit

Model Number

1234567890

Retail Number

0987654321

Brand Name

MY PORTAL

ENERGYSTAR CERTIFICATION CENTER

- START NEW ENERGYSTAR APPLICATION
- MY ENERGYSTAR APPLICATIONS
- EDIT APPLICATION DETAILS
- MY ENERGYSTAR CERTIFICATIONS

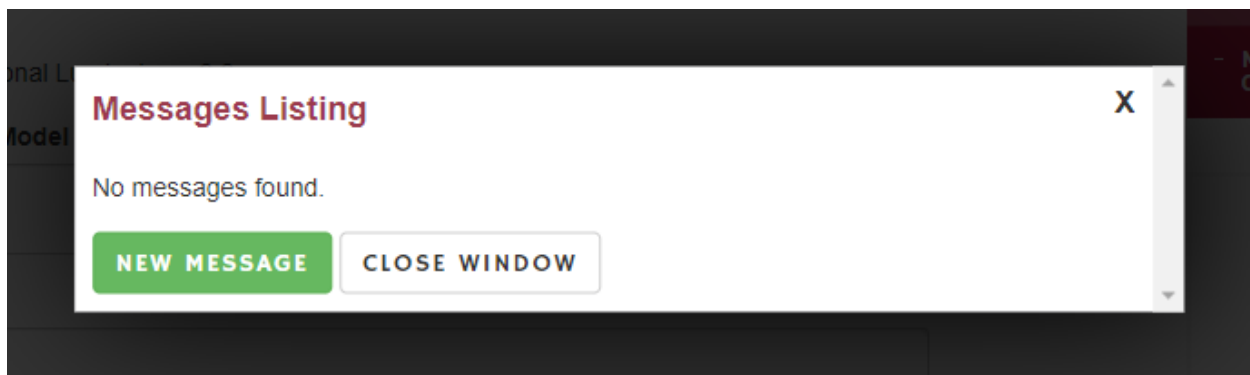
BUREAU-VERITAS CONSUMER PRODUCT SERVICES

1 Distribution Center Circle
Suite #1
Littleton, MA 01460

Email:
certification@bureauveritas.com

[DIRECTIONS](#)

2. A messages listing dialog will pop up. You can click the "X" or "Close Window" buttons, or anywhere outside of the dialog to dismiss.



Messages Listing

No messages found.

[NEW MESSAGE](#) [CLOSE WINDOW](#)



- To send a message, click “New Message” to bring up the “Send Message” dialog. From here, you can send a message to any certification staff member. The message you send will both be saved within the portal and an email will be sent to the staff member’s email address.

Send Message

From
John Smith

To
Scott Lambert

Subject
Sample subject

Message

Lorem ipsum dolor sit amet, consectetur adipiscing elit, sed do eiusmod tempor incididunt ut labore et dolore magna aliqua. Adipiscing bibendum est ultricies integer. Amet facilisis magna etiam tempor. Diam quam nulla portitor massa id neque aliquam vestibulum. Orci phasellus egestas tellus rutrum. Tortor posuere ac ut consequat semper. Dolor sit amet consectetur adipiscing elit pellentesque habitant morbi.



Lectus proin nibh nisl condimentum. Vel quam elementum pulvinar etiam non quam lacus suspendisse. Ullamcorper morbi tincidunt ornare massa eget. Urna id volutpat lacus laoreet non curabitur gravida arcu. Nunc sed id semper risus in hendrerit gravida rutrum quisque. Libero nunc consequat interdum varius sit amet. Feugiat nisl pretium fusce id velit ut tortor pretium. Curabitur vitae nunc sed velit.

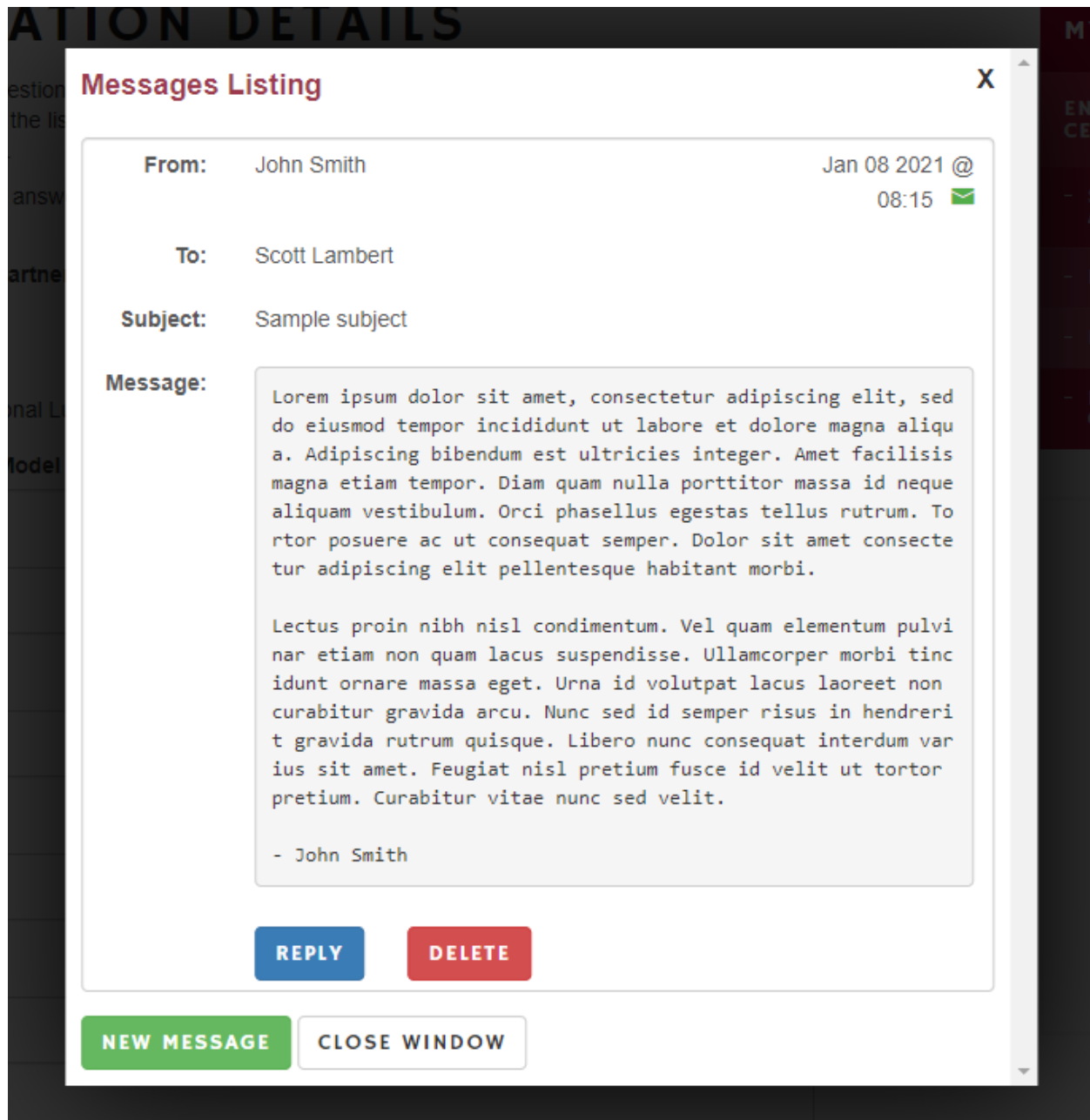

- John Smith

SEND

CANCEL



4. After a message is sent, it is shown in the messages listing. A green envelope icon  means that the message has not been read yet. Note: the delete button  does not delete a message completely, it only removes it from your messages listing. This is useful to help declutter a highly populated messages listing.

A screenshot of a web application window titled 'Messages Listing'. The window has a close button (X) in the top right corner. The message details are as follows:
From: John Smith Jan 08 2021 @ 08:15 
To: Scott Lambert
Subject: Sample subject
Message:

Lorem ipsum dolor sit amet, consectetur adipiscing elit, sed do eiusmod tempor incididunt ut labore et dolore magna aliqua. Adipiscing bibendum est ultricies integer. Amet facilisis magna etiam tempor. Diam quam nulla porttitor massa id neque aliquam vestibulum. Orci phasellus egestas tellus rutrum. Tortor posuere ac ut consequat semper. Dolor sit amet consectetur adipiscing elit pellentesque habitant morbi.

Lectus proin nibh nisl condimentum. Vel quam elementum pulvinar etiam non quam lacus suspendisse. Ullamcorper morbi tincidunt ornare massa eget. Urna id volutpat lacus laoreet non curabitur gravida arcu. Nunc sed id semper risus in hendrerit gravida rutrum quisque. Libero nunc consequat interdum varius sit amet. Feugiat nisl pretium fusce id velit ut tortor pretium. Curabitur vitae nunc sed velit.

- John Smith

At the bottom of the message details are two buttons: 'REPLY' (blue) and 'DELETE' (red). Below the message details is a green button labeled 'NEW MESSAGE' and a white button labeled 'CLOSE WINDOW'.



In Review Applications

Application review statuses

As an application goes through the review process, you can see which step it's on based on the "Review Status" bar of the application. When an application is first submitted, all bars are blue, indicating that no action has been taken at any step:

1234567890		The Home Depot	
Model Count: 3			
REVIEW STATUS			
Administration	Evaluation	Decision	
CS32169		Submitted by: john.smith@abc.com [on: 1/08/2021]	
Preview	Edit	Messages	

As steps are undertaken and completed, these bars fill up. As an example, let's take the "Administration" step of the review process, which is the step Bureau Veritas uses to make sure that all exhibits and information needed to complete the review process are included with the application.


When the administrator is in process of reviewing, but before they are completed, the "Administration" bar is half filled.




1234567890		The Home Depot	
Model Count: 3			
REVIEW STATUS			
Administration review	Evaluation	Decision	
CS32174		Submitted by: john.smith@abc.com [on: 1/08/2021]	
Preview	Edit	Messages	

When the administrator has completed their review, the "Administration" bar is completely filled.




1234567890		The Home Depot	
Model Count: 3			
REVIEW STATUS			
Administration review complete	Evaluation	Decision	
CS32174		Submitted by: john.smith@abc.com [on: 1/08/2021]	
Preview	Edit	Messages	





Review findings


By default, a submitted application that is in review cannot be edited. This is to preserve data integrity while the application is going through the certification steps. When the application is in read-only mode, you can tell because the  **Edit** button is grayed out.

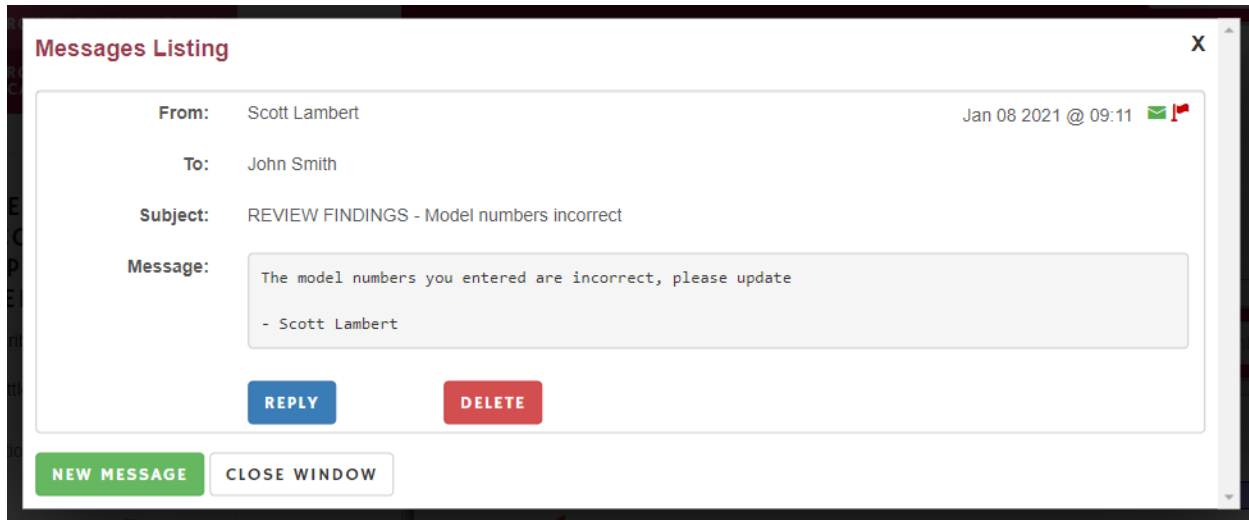
1234567890		The Home Depot	
Model Count: 3			
REVIEW STATUS			
Administration	Evaluation	Decision	
CS32169		Submitted by: john.smith@abc.com [on: 1/08/2021]	
 Preview	 Edit	 Messages	

An application can be put into edit mode by the certification team when they flag certain information as findings which will need updating by you. You will get an email informing you of the flagged status, and the status bar of the application will change to red with an indication that you will need to review the findings.


1234567890		The Home Depot	
Model Count: 3			
REVIEW STATUS			
Review findings	Review findings	Review findings	
CS32174		Submitted by: john.smith@abc.com [on: 1/08/2021]	
 Preview	 Edit	 Messages	

When an application is in findings mode, the edit button will go from grayed  Edit to colored  Edit. You will also see the messages button go from grayed  Messages to colored  Messages, indicating an unread message.

Clicking on the messages button will show the notification email you received as a portal message. A flag icon  indicates that message is a findings message. This message is also viewable from the edit screen using the messages listing button covered in the previous section.



Messages Listing X

From: Scott Lambert Jan 08 2021 @ 09:11 

To: John Smith

Subject: REVIEW FINDINGS - Model numbers incorrect

Message:

The model numbers you entered are incorrect, please update

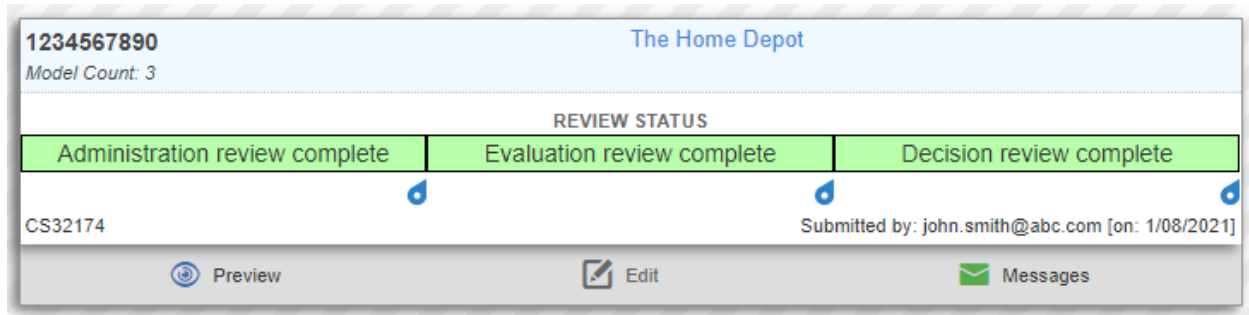
- Scott Lambert

REPLY **DELETE**

NEW MESSAGE **CLOSE WINDOW**

Review complete

After review of your application is complete, but before it is submitted to the EPA, you will see on your dashboard that the all of the review statuses are complete before it moves to your completed applications screen.






1234567890 The Home Depot

Model Count: 3

REVIEW STATUS

Administration review complete	Evaluation review complete	Decision review complete
--------------------------------	----------------------------	--------------------------

CS32174 Submitted by: john.smith@abc.com [on: 1/08/2021]

 Preview  Edit  Messages

Granted Certifications

When your certification is granted, you will get an email with a PDF of your completed application. The PDF is similar to the one shown earlier in this document (under the "Certification Preview" heading), except that the "DRAFT" watermark is removed and the certificate is signed with a date of signature.



1/11/2020

Please note this screenshot has the signature blacked out for security purposes.


**BUREAU
VERITAS**

ENERGY STAR® CERTIFICATE OF COMPLIANCE

Certificate No. : CS32174

Issued to : The Home Depot
Atlanta, Georgia, United States

Organization ID : 31912

Product Standard : Indoor and Indoor/Outdoor Directional Luminaires v2.2

Test Report(s) : Laboratory
Bureau Veritas Consumer Products Services
(Guangzhou) Co., LTD Science City

Report No.
00000001

Issue Date
01/04/2021

Based on the evidence presented in the below test report(s), Bureau Veritas Consumer Products Inc., acting as Certification Body for the ENERGY STAR program, confirms that the product as described is compliant with all applicable requirements as specified within the EPA product specific standard when made in accordance with the Description and under the conditions set forth in the Certification Listing Agreement and Test Report(s) listed above. This certification confers upon the certificate holder permission to use the ENERGY STAR logo on the model(s) listed above.

Certificate issued by: : Bureau Veritas Consumer Products, Inc.
1 Distribution Center Circle, #1
Littleton, MA 01460, USA
Tel. + 1 (978) 486 8880
Fax + 1 (978) 486 8828
Email EEV@bureauveritas.com

CB OID number : 1105800

Date of issue : 01/08/2021

Signature : 

Name : Scott Lambert

Bureau Veritas Consumer Products Inc. is an EPA recognized Certification Body (CB) for the ENERGY STAR program. The program follows System 2 as defined in ISO/IEC Guide 17067.

Product:	<u>Brand Name(s)</u>	<u>Model Name(s)</u>	<u>Model Number(s)</u>
(1) Commercial Electric		(1) LED recessed lighting kit	(1) 1234567890
(2) Commercial Electric		(2) LED recessed lighting kit	(2) 12345678901
(3) Commercial Electric		(3) LED recessed lighting kit	(3) 123456789011

This Document is the Property of Bureau Veritas Consumer Products, Inc. and is not transferable. Bureau Veritas Consumer Products Inc.'s responsibility and liability are limited to the terms and conditions of the agreement. Bureau Veritas Consumer Products Inc. assumes no liability to any party, other than to the Client in accordance with the agreement, for any loss, expense or damage occasioned by the use of this report. This document may only be copy or distributed in its entirety. This document is not valid until signed and dated.

C1062 10/16/20 Rev 5 Page 1 of 1

Bureau Veritas Consumer Products Inc., 1 Distribution Center Circle, #1, Littleton, MA 01460, USA
Tel: (978) 486-8880, Fax: (978) 486-8828, Email: EEV@bureauveritas.com



Completed Applications

After an application has been completely reviewed by Bureau Veritas, the certificate has been granted, and the data has been submitted to the EPA, the application moves from the “My EnergyStar Applications” page to the “My EnergyStar Certifications” page.

The three types of certifications available to you are:

- Granted certifications – all granted and modified certifications that have been entered via the portal.
- Withdrawn certifications – all previously granted, then withdrawn, certifications that have been entered via the portal.
- Legacy certifications – all applications previously granted through the old CSUpload/Excel file process.

You can filter any of these lists by typing in a certification number, any model number, or any ESID contained within the certification. As during review, all items on this page are read-only, but there are some administrative functions available to you. To access the administrative functions, click on the line of the item you wish to access.

BUREAU-VERITAS
Consumer Product Services Customer Self-Service Website

HOME CERTIFICATION MY PORTAL CONTACT HELP

MY PORTAL

ENERGYSTAR CERTIFICATION CENTER

- START NEW ENERGYSTAR APPLICATION
- MY ENERGYSTAR APPLICATIONS
- MY ENERGYSTAR CERTIFICATIONS

BUREAU-VERITAS CONSUMER PRODUCT SERVICES

1 Distribution Center Circle
Suite #1
Littleton, MA 01460
Email: certification@bureauveritas.com

[DIRECTIONS](#)

MY ENERGYSTAR CERTIFICATIONS

Granted Certifications 1

Model Number	Cert. Number & Schema	Manufacturing Partner
1234567890	CS32174	The Home Depot

3 models
Granted on 1/10/2020 v2.2

[View Certificate](#) [View Details](#) [Modify](#)

Withdrawn Certifications 0

No certifications found.

Legacy Certifications 0

No certifications found.

v1.0.7677.10933

View Certificate

Clicking on this button will allow you to see the certificate that was sent to you when your application was approved. This will be in downloadable protected PDF format.



View Details

After an application has been granted, it is put into read-only mode, but you can view all the details that you had entered during the application process. Clicking this button will bring you to a page with all your certification information in grid format.



CERTIFICATION DETAILS

Below is a list of all models that have been entered as part of an original or modified application. Models are listed from left to right and can be shown or hidden to help reduce visual noise when reviewing specific data. At the bottom are the files uploaded as exhibits for this application.

Schema:

Indoor and Indoor/Outdoor Directional Luminaires v2.2

	SHOW ALL MODELS HIDE ALL MODELS	Model #1 1234567890 HIDE	Model #2 12345678901 HIDE	Model #3 123456789011 HIDE
Partner Contact Name for This Model		Jane Doe	Jane Doe	Jane Doe
Model Name		LED recessed lighting kit	LED recessed lighting kit	LED recessed lighting kit
Model Number		1234567890	12345678901	123456789011
Retail Number		0987654321	0987654321	0987654321
Brand Name		Commercial Electric	Commercial Electric	Commercial Electric
Tested Model Name		LED recessed lighting kit	LED recessed lighting kit	LED recessed lighting kit
Tested Model Number		1234567890	1234567890	1234567890
Is the Partner Listed the Original Equipment Manufacturer (OEM)?		Yes	Yes	Yes
If the Partner is not the Original Equipment Manufacturer, Why Not?				

v1.0.7677.10933

Modify

This feature will be released in a future update.